



PS Plus 3 – Project Summary

Marek Musiol
Lead Research Statistician
PS Plus
Marek.Musiol@hmps.gsi.gov.uk

Adam Bennett
Statistics Officer
PS Plus
Adam.Bennett@hmps.gsi.gov.uk

Lucy Pendlebury
Statistics Officer
PS Plus
Lucy.Pendlebury@hmps.gsi.gov.uk



NOMS National Offender
Management Service
Working together to reduce re-offending

Contents

Introduction	Page 3
Prison Establishment & Probation Area Breakdown	Page 4

Section 1 – Who Did We Work With?

Geographic Distribution	Page 5
Reasons for Leaving the Project	Page 6
Diversity: Age & Gender	Page 7
Diversity: Ethnicity and Nationality	Page 8

Section 2 – Barriers to employment

Assessment :	
– Risk	Page 9
– Offences	Page 10
– Motivation	Page 11

Assessed Needs :	
– Summary	Page 12
– Employment	Page 13
– Education	Page 14
– Housing & Finances	Page 15
– Health & Relationships	Page 16
– Substance Abuse	Page 17

Section 3 – Assistance Received

Summary of Soft Outcomes	Page 18
Assistance with Employability	Page 19
Assistance with Education: Qualifications	Page 20
Assistance with Education: NVQs Gained	Page 21
Assistance with Housing	Page 22
Assistance with Finances	Page 23
Summary of Hard ETE Outcomes	Page 24
Summary of All Outcomes: Intervention Areas	Page 25
Summary of All Outcomes: Outcomes Gained	Page 26

Introduction

This report has been compiled to give information about the offenders – beneficiaries – worked with by PS Plus 3.

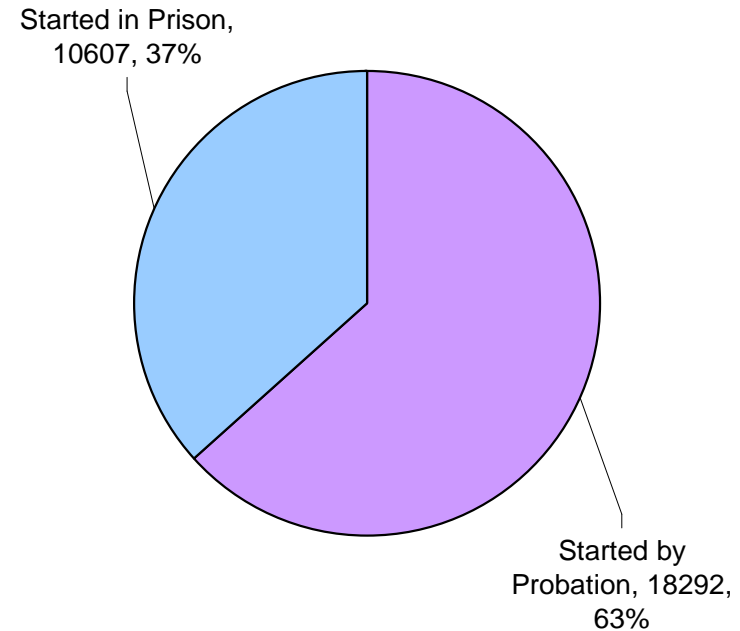
PS Plus 3 was an employability project, which was part funded by the European Social Fund and delivered in prison establishments and probation areas across England between April 2006 and June 2008.

The aim of PS Plus 3 was to reduce re-offending by assisting beneficiaries in becoming more employable, through delivering advice and guidance, improving motivation, helping with accommodation issues, and ultimately providing education, training or employment upon release from custody or community sentence.

This report will firstly show the background of the beneficiaries worked with on the PS Plus 3 project (section 1), followed by a description of the barriers to employment identified for the beneficiaries (section 2). Finally, the intervention received and outcomes gained by PS Plus 3 are detailed (section 3).

Information in the report has been obtained from the PS Plus developed CATS database (Case Assessment and Tracking System).

Prison & Probation Breakdown



37% (10,607) of beneficiaries started on the project while in custody and 63% (18,292) started while in the community.

Establishments and Probation Areas

PS Plus 3 was delivered in 24 prison establishments and 15 probation areas and was divided into three projects:

PS Plus – PS3

The PS3 project was delivered in 17 prison establishments between 1st April 2007 and 30th June 2008:

HMP Ashwell	HMP Leyhill
HMP/YOI Askham Grange	HMP Stocken
HMP Dartmoor	HMYOI Stoke Heath
HMP Eastwood Park	HMP/YOI Styal
HMP Guys Marsh	HMYOI Thorn Cross
HMP Haverigg	HMP Wayland
HMP Highpoint	HMP Wellingborough
HMP/YOI Hindley	HMP Wymott
HMP Kirkham	

15 probation areas started the project intermittently between April 2006 and January 2007, all finishing on 30th June 2008.

Bedfordshire	Leicestershire	North Yorkshire
Cambridgeshire	Lincolnshire	Northumbria
Cheshire	London	Warwickshire
Dorset	Manchester	West Mercia
Hertfordshire	Norfolk	West Yorkshire

26,177 beneficiaries received intervention on this project, with 7,825 starting in a prison establishment and 18,292 starting in probation.

PS Plus – Inclusion

The Inclusion project was delivered in HMP Risley between 1st January 2007 and 31st December 2007.

531 beneficiaries received intervention on this project.

PS Plus – LINK

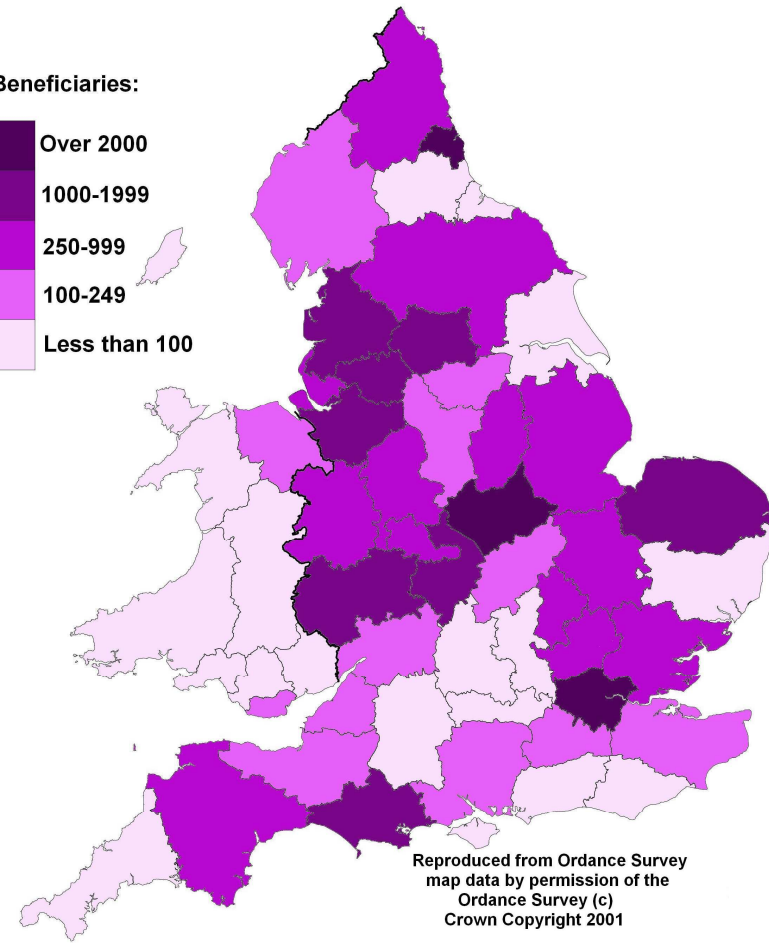
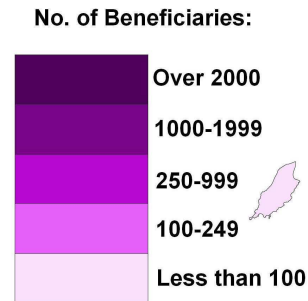
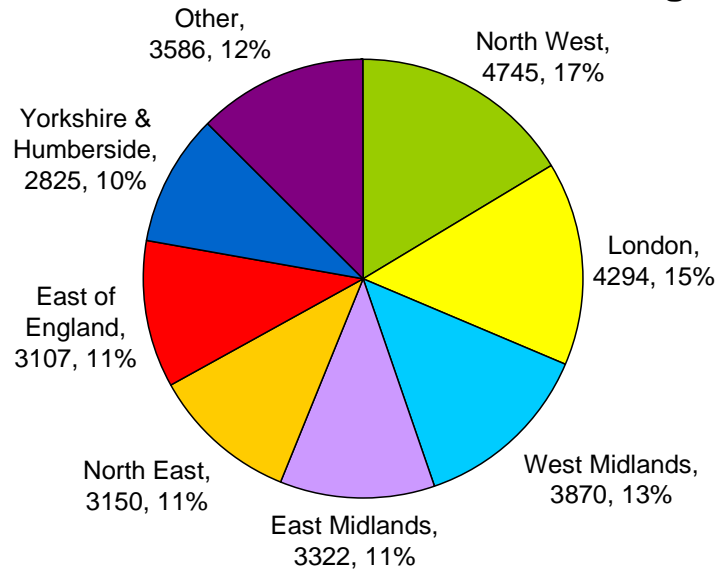
The LINK ran between 1st April 2007 and 31st December 2007. Six prison establishments were worked in:

HMP Channings Wood
HMP Featherstone
HMP North Sea Camp
HMP Stafford
HMP Sudbury
HMP Whatton

2251 beneficiaries received intervention on this project.

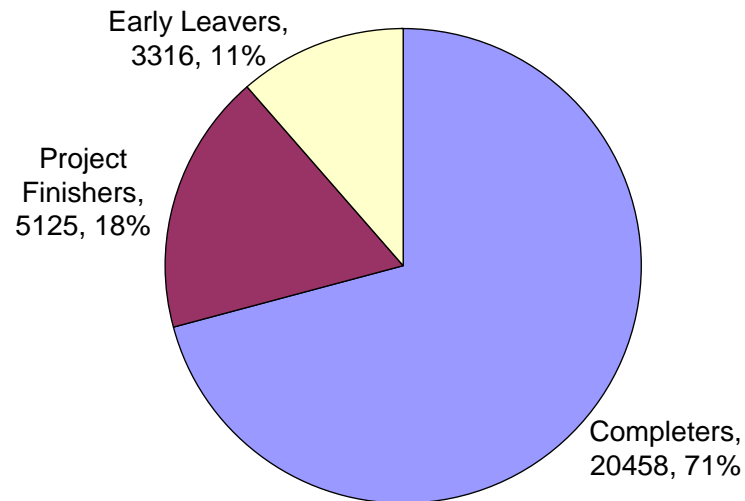
In total, 28,899 beneficiaries were worked with on the PS Plus 3 project.

Geographic Distribution



- 17% (4745) of beneficiaries on PS Plus 3 lived or intended to live in the North West.
- The thematic map opposite shows the distribution of where beneficiaries live or intend to live throughout England & Wales.
- 2% of the PS Plus population intended to live outside of England, with 522 beneficiaries intending to live in Wales, 52 intending to live in Scotland and 2 intending to live in Northern Ireland.

Reasons for Leaving the Project



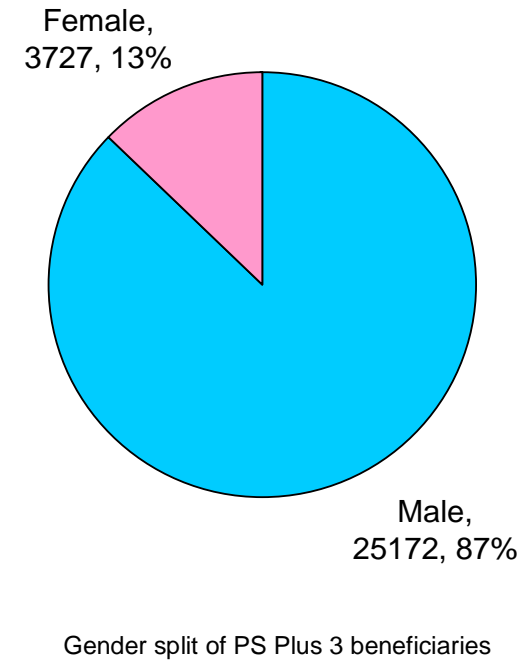
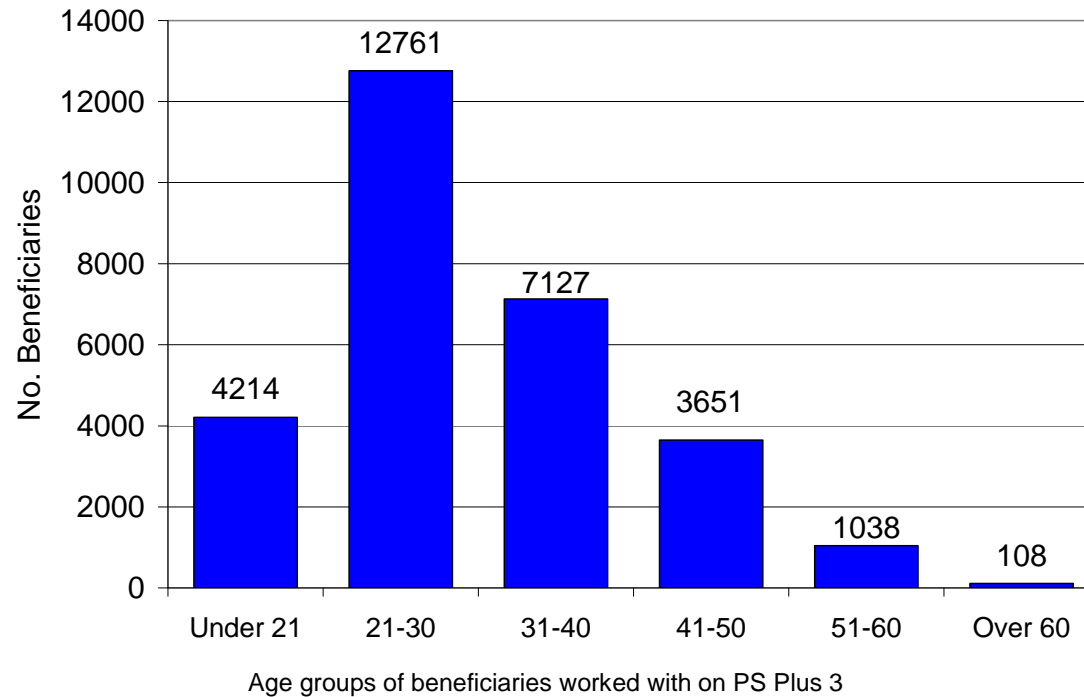
How beneficiaries left the project

<u>Reason for leaving early</u>	<u>No. Bens</u>
Transferred to non-PS Plus establishment or probation area	1607
Decided not to work with PS Plus	571
Given custodial sentence/recalled to custody (probation only)	345
Absconded (prison only)	102
Other	691
TOTAL	3316

Reasons for leaving the project early

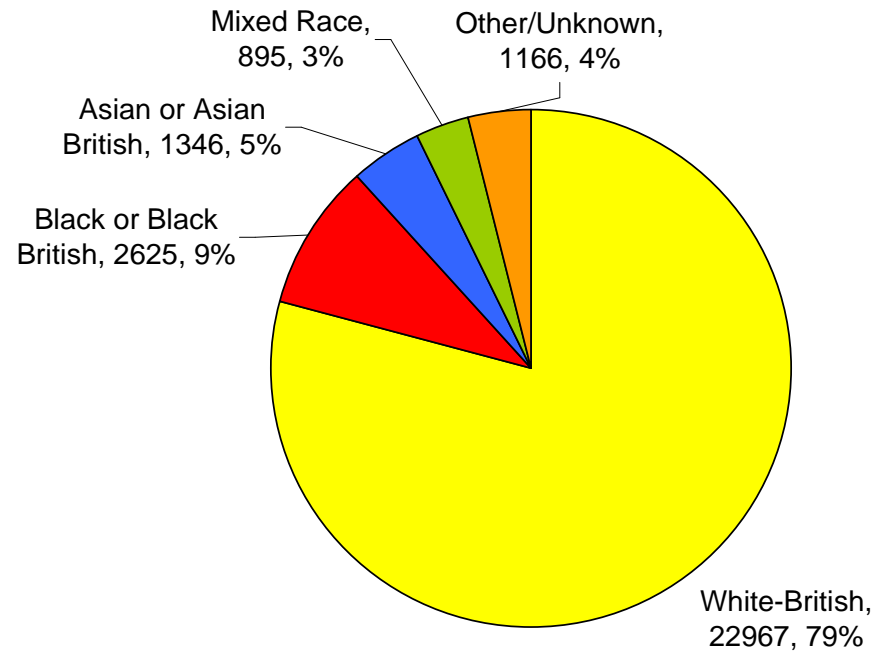
- 20,458 (71%) beneficiaries were *completers* – they left PS Plus when their sentence expired.
- 5,125 (18%) beneficiaries were *project finishers* – they completed the project before their sentence expired due to the closure of the PS Plus 3 project.
- A further 3,316 (11%) beneficiaries were *early leavers*. By far the most common reason for leaving the project early was due to transfer to another establishment.
- Over 270 beneficiaries continued working with PS Plus in the community upon release from a PS Plus prison.

Diversity: Age and Gender



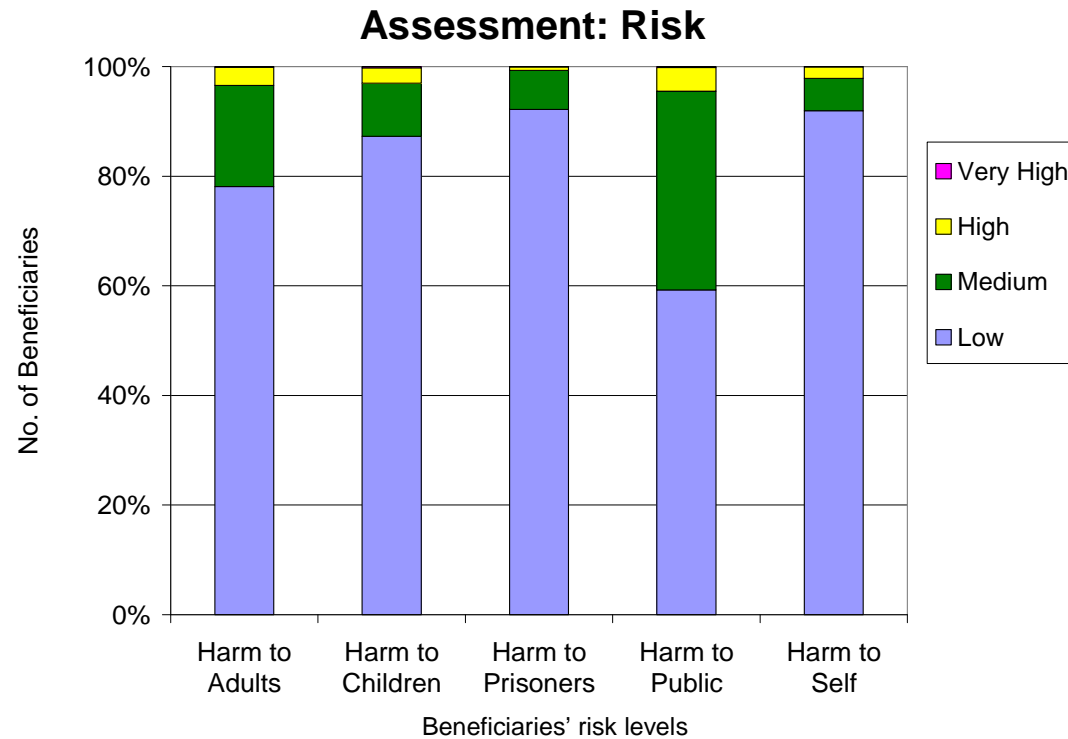
- The average (mean) age of PS Plus beneficiaries on starting the project was 30 years 4 months.
- The most common age group is 21-30, accounting for 44% of the PS Plus 3 population. There were 4214 beneficiaries aged under 21, of which 86 were under 18, and 108 beneficiaries aged over 60.
- 87% (25172) of beneficiaries were male, and 13% (3727) were female.

Diversity: Ethnic Origin and Nationality



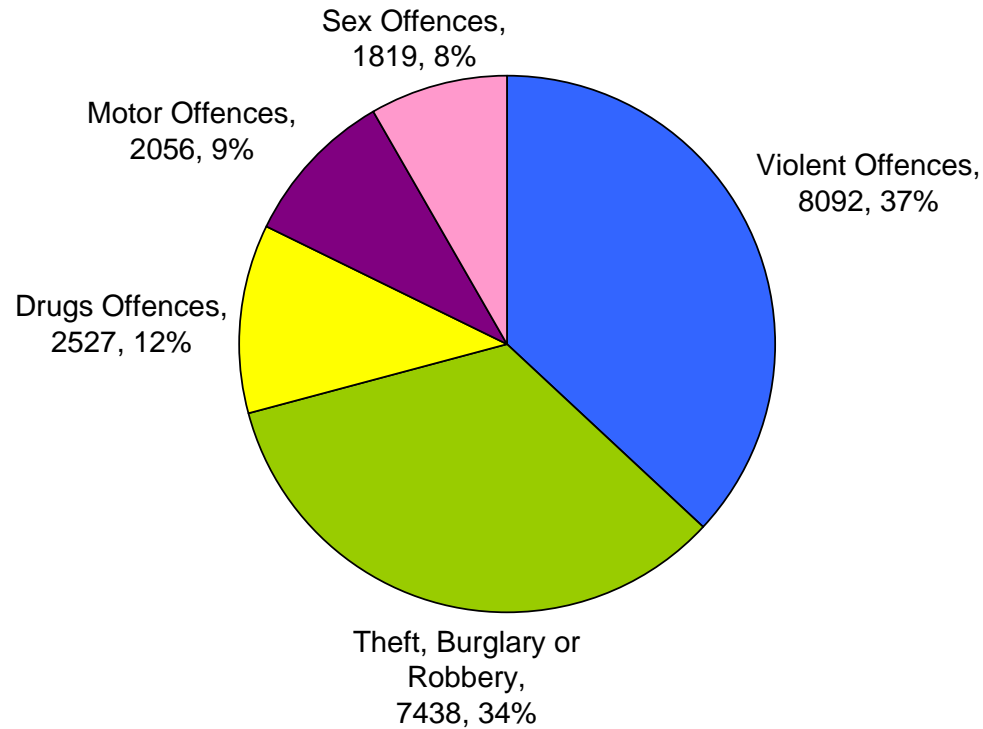
Ethnic origin of beneficiaries in PS Plus 3 prisons and probation areas

- 79% (22,967) of beneficiaries started in PS Plus prisons and probation areas were White-British. Ethnic minorities accounted for 21% of the PS Plus population. The ethnic origin of 69 beneficiaries was unrecorded.
- 96% (27,805) of beneficiaries were from the United Kingdom. PS Plus worked with 1039 people from outside the United Kingdom and of these, 627 were from outside the European Union. ESF constraints require that all PS Plus beneficiaries must be eligible to work in the U.K. the nationality of 55 beneficiaries was unrecorded.



- Approximately 25% of beneficiaries' risk was unknown towards adults, children, other prisoners (where applicable) and the public. 37% of beneficiaries' risk to themselves was unknown.
- Less than 5% were classed as high or very high risk in each category.
- Where the risk was known, over 85% of prisoners were classified as low risk of harm towards children, other prisoners (where applicable) and themselves. Where the risk was known, the risk towards adults and the public was low for 78% and 59% of beneficiaries respectively.

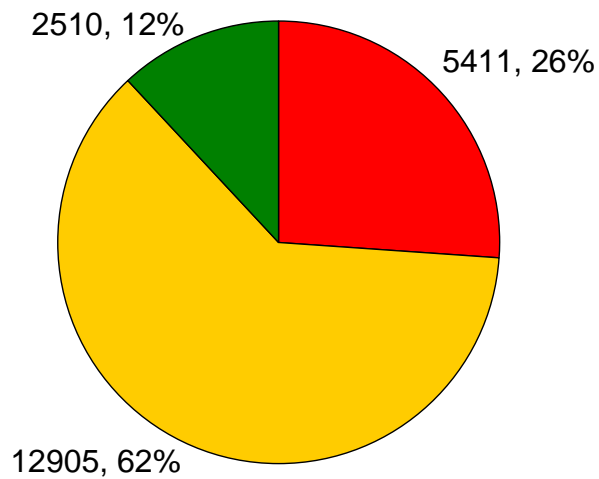
Assessment: Offences



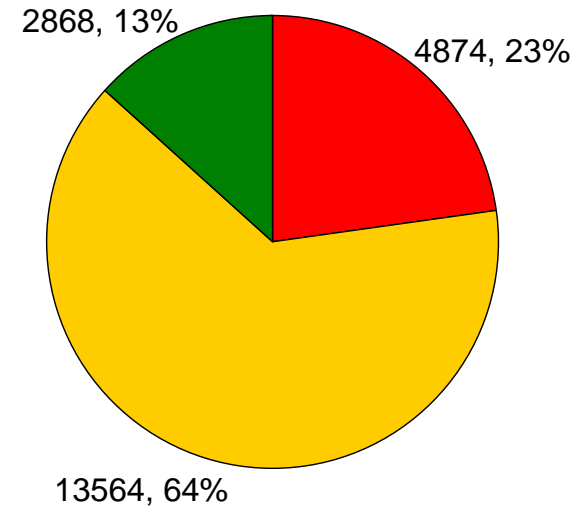
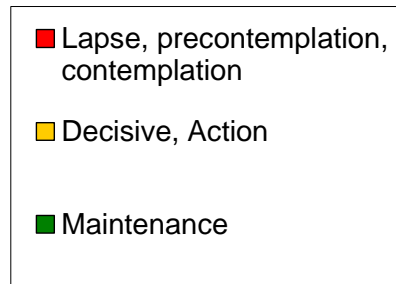
Offences committed by PS Plus beneficiaries

- The most common types of offence committed by PS Plus beneficiaries (where known) was violent offences, accounting for 37% of offences, followed by theft, burglary or robbery which made up 34% of the total.
- Drug offences made up 12% of beneficiaries' offences.

Assessment: Motivation



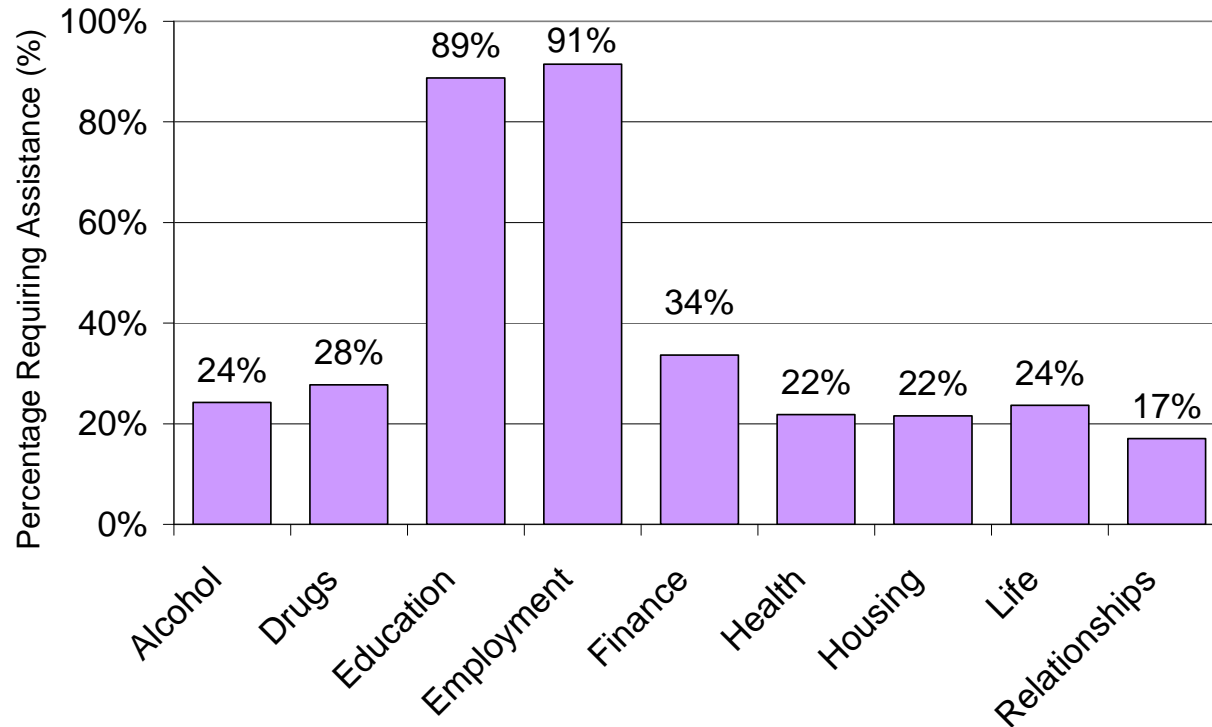
Beneficiaries' Starting Motivation



Beneficiaries' Final Motivation

- The proportion of beneficiaries whose motivation (where known) was lapse, pre-contemplation or contemplation decreased from 26% to 23%.
- 358 more beneficiaries had a motivation level of maintenance when beneficiaries' finishing motivation was calculated.

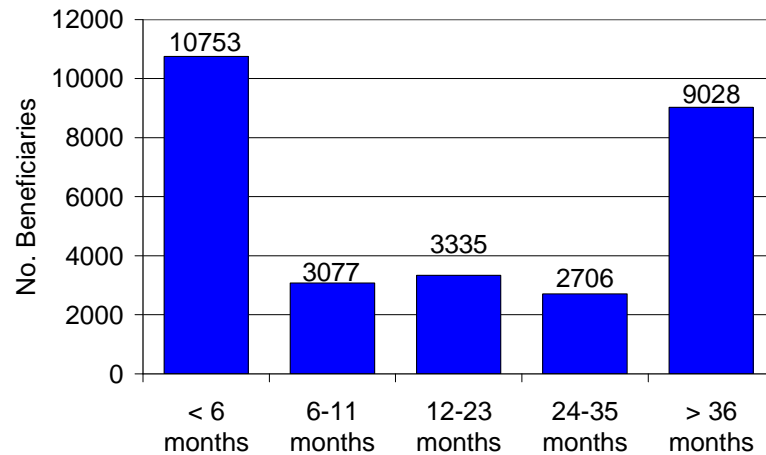
Assessed Needs: Summary



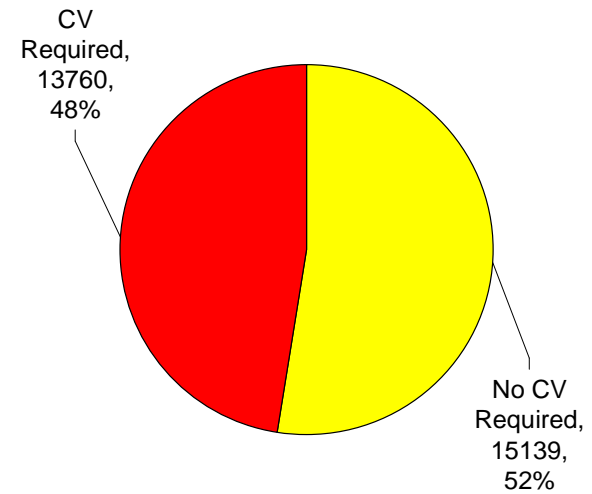
Needs of beneficiaries according to assessments

- Every beneficiary required assistance with either employment or education.
- 26,428 (91%) beneficiaries needed help with employment, while 25,632 (89%) identified a need for help with education.

Assessed Needs: Employment



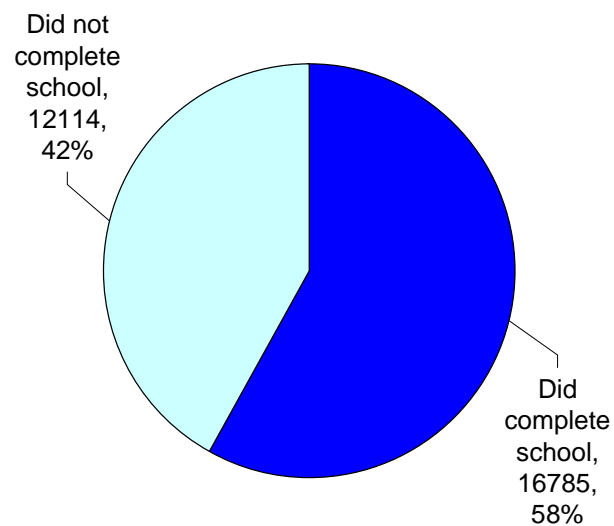
Length of time spent unemployed before starting on the project



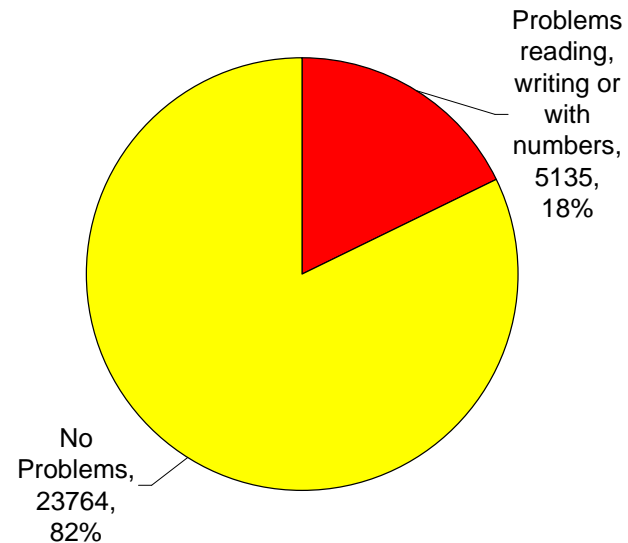
Beneficiaries requiring a CV

- 26,428 (91%) beneficiaries required assistance with employment.
- 15,069 (52%) beneficiaries had been unemployed for over 12 months before starting on the PS Plus project.
- 13,760 (48%) beneficiaries stated that they required a current CV.
- Statistical analysis indicates that beneficiaries worked with in custody are significantly *more* likely to require help with employment than those beneficiaries worked with in the community.

Assessed Needs: Education



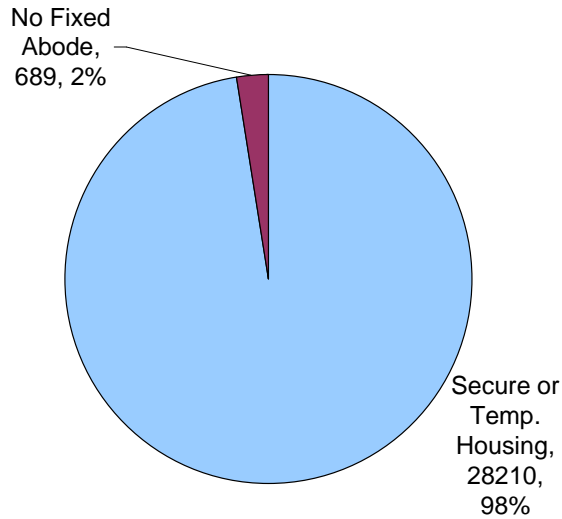
Percentage who completed their formal school education



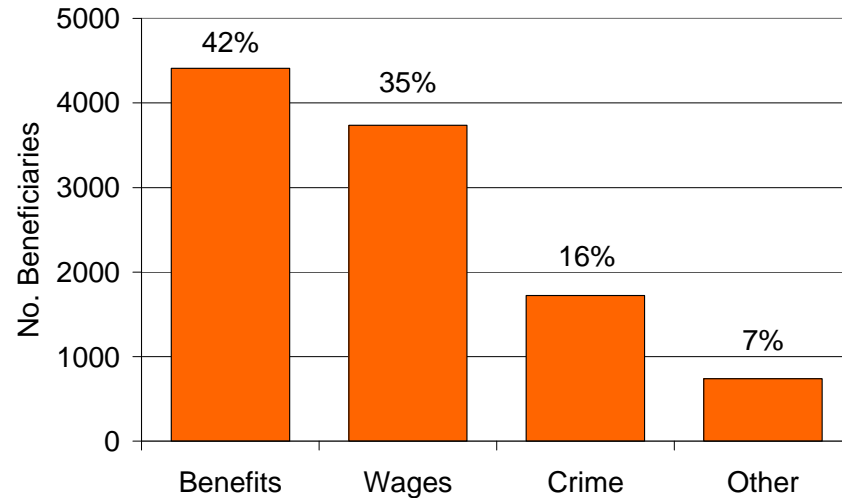
Percentage who have problems reading, writing or using numbers

- 25,632 (89%) beneficiaries required assistance with education issues.
- 12,114 (42%) beneficiaries stated that they had not completed their formal school education.
- 4,218 (15%) beneficiaries had problems with reading or writing, while 2,912 (10%) beneficiaries had problems with numbers.
- Statistical analysis indicates that beneficiaries worked with in custody are significantly *more* likely to require help with education issues than those beneficiaries worked with in the community.

Assessed Needs: Housing & Finance



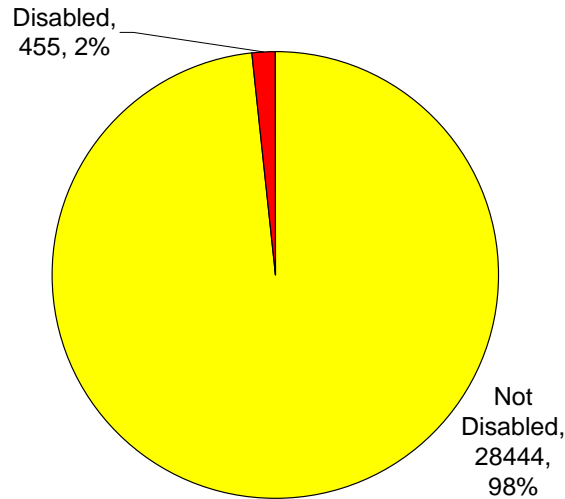
Percentage of beneficiaries with no fixed abode



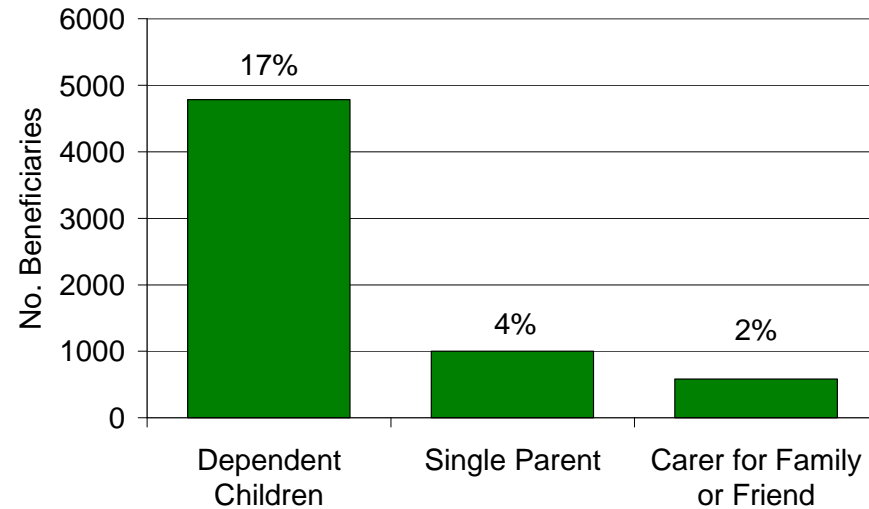
Main source of income before starting on the project (prison only)

- 6222 (22%) beneficiaries required assistance with housing, while 9732 (34%) required assistance with financial issues.
- 689 (2%) beneficiaries had no fixed abode on starting the PS Plus project, and 1687 (6%) beneficiaries were failing to pay their rent or mortgage.
- Only 35% of beneficiaries worked with in prison stated that their main source of income before starting on the project was wages, while 73% of beneficiaries worked with on probation were claiming benefits.
- Statistical analysis indicates that those worked with in the community are significantly *more* likely to require help with financial problems. Additionally, it has been shown that female beneficiaries are significantly *more* likely to require help with financial problems and housing issues.

Assessed Needs: Health & Relationships



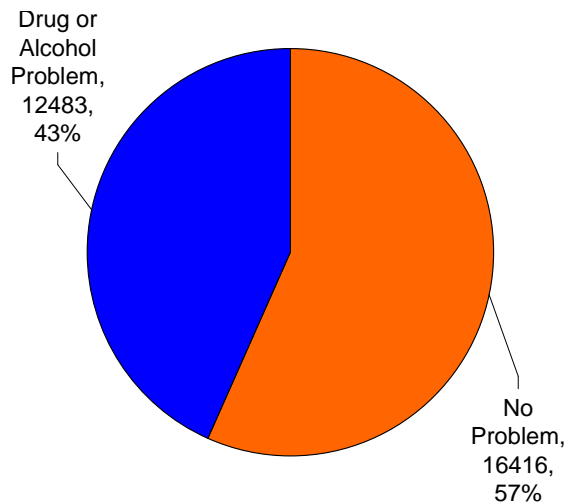
Beneficiaries who considered themselves disabled



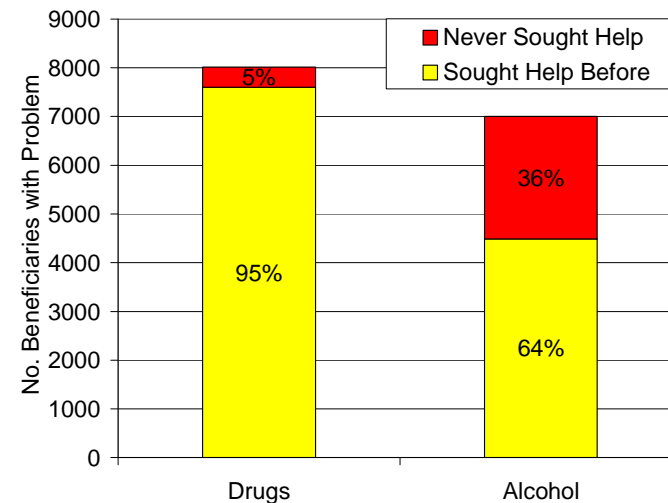
Domestic issues recorded by beneficiaries

- o 6295 (22%) beneficiaries required assistance with health issues, while 2235 (8%) required assistance with mental health issues.
- o 455 (1.6%) beneficiaries considered themselves disabled.
- o 4928 (17%) beneficiaries stated that they had relationship issues. 5346 (18%) beneficiaries had dependent children, were a single parent or were a carer for a relative or friend.
- o Statistical analysis indicates that those worked with in the community are significantly *more* likely to require help with health and relationship issues. Additionally, it has been shown that female beneficiaries are significantly *more* likely to require help with health and relationship issues.

Assessed Needs: Substance Abuse



Percentage of beneficiaries suffering from substance abuse



Proportion of beneficiaries who sought help before joining PS Plus

- 12,483 (43%) beneficiaries suffered from substance abuse, with 28% requiring assistance with drugs issues and 24% requiring help with alcohol issues.
- 2508 (9%) beneficiaries stated that their illegal drug use affected their ability to be in employment, education or training, and 5% of beneficiaries who needed help with drugs issues had never sought help before joining the project.
- 3401 (12%) beneficiaries stated that their alcohol abuse affected their ability to be in employment, education or training, and 36% of beneficiaries who needed help with alcohol issues had never sought help before joining the project.
- Statistical analysis indicates that those worked with in custody are significantly *more* likely to require assistance with drugs issues than beneficiaries worked with on probation. Statistical analysis indicates that those worked with in the community are significantly *more* likely to require assistance with alcohol issues than beneficiaries worked with in custody.

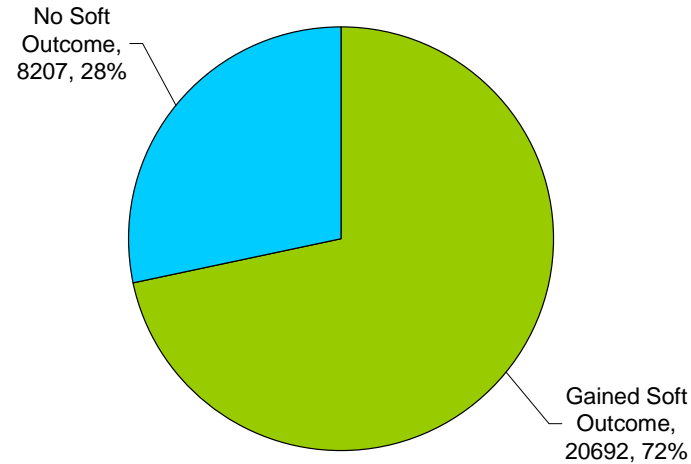
Soft Outcomes: Summary

<u>Soft Outcome</u>	<u>No. Outcomes</u>	<u>Soft Outcome</u>	<u>No. Outcomes</u>
Advice On Disclosure	13,128	Housing Information	318
IAG Assistance	10,330	Portfolio of Achievement	301
CV Assisted	4890	Other Motivational Programme	297
Non-NVQs Gained	3432	Fresh Start Interview	229
Job Club	3212	Housing Advice or Interview Secured	189
Accessed Beneficiary Fund	2967	Work Experience ROTL	128
Other Programme	2255	Progress To Work Interview	118
Financial Literacy	1034	Rent Arrears Addressed	81
FE College Interview	992	Progress To Work Programme	56
CSCS - Health And Safety Test	971	Attended ECDL	54
NVQs Gained	813	Temporary Accommodation	48
Basic Skills	812	Accommodation Secured	32
Job Interview	557	New Deal Interview	21
Job Preparation	526	FOR Motivational Programme	18
Work Experience Community	505	New Deal Programme	17
Rickter Assessment	452	Homeless Interview Secured	12
CV Written on Own	392	Fresh Start Programme	11
Total Soft Outcomes = 49,198			

Soft outcomes gained by beneficiaries

- 49,198 soft outcomes were achieved by the 28,899 beneficiaries on PS Plus 3.
- 16,887 (58%) beneficiaries received advice or guidance, 71% (20,482) received help with employment and 57% (16,550) received help with education.

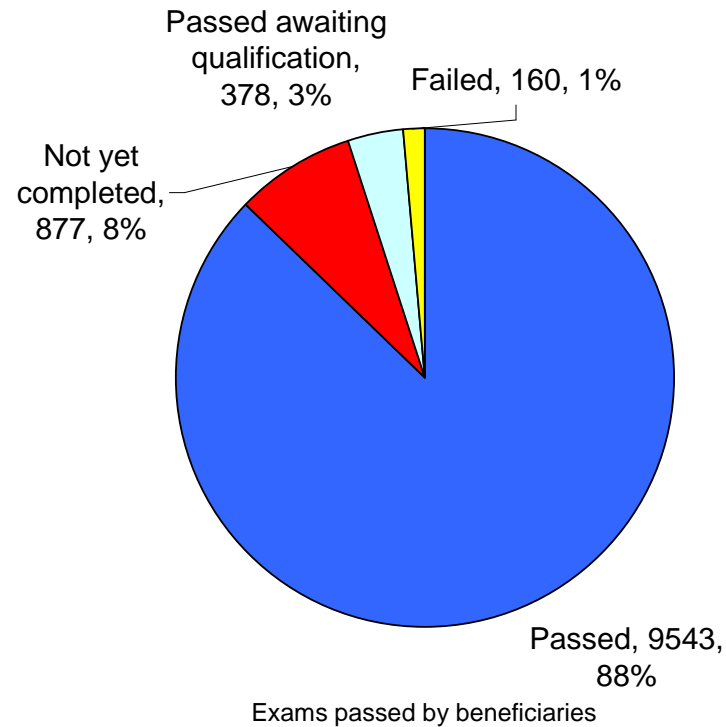
Soft Outcomes: Assistance with Employability



Percentage gaining a soft outcome

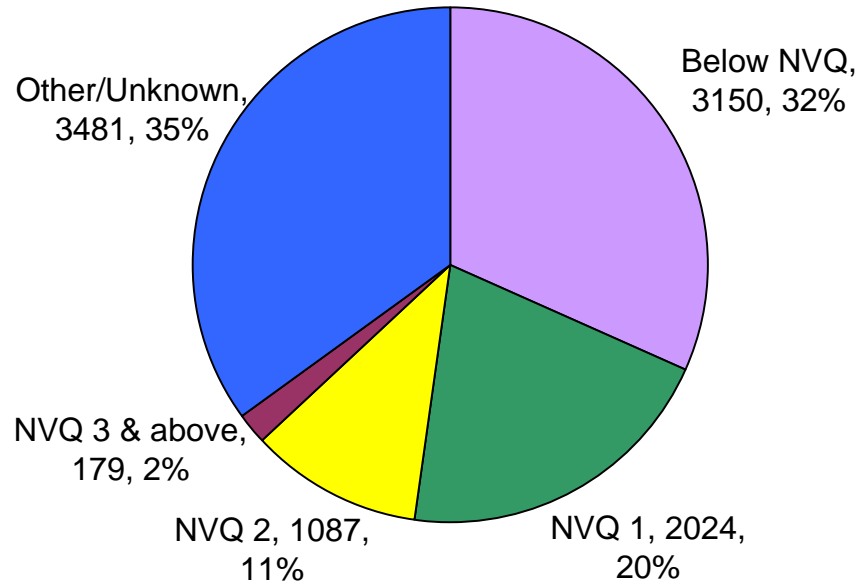
- 72% (20,692) of beneficiaries improved their employability by achieving at least one soft outcome whilst on the PS Plus 3 project.
- 1996 interviews were attended by PS Plus 3 beneficiaries.
- 5135 beneficiaries produced a CV, either assisted or written independently.
- 3525 beneficiaries gained either Job Preparation or Job Club outcomes.

Soft Outcomes: Assistance with Education



- o Beneficiaries on PS Plus completed a total of 10,958 exams and courses.
- o 9921 exams/courses were passed, of which 378 were awaiting qualifications by the end of the project. 877 exams or courses were still to be completed by the end of the PS Plus 3 project. Only 160 exams/courses were failed.

Soft Outcomes: Assistance with Education



NVQs gained by PS Plus 3 beneficiaries

<u>Subjects Passed</u>	<u>No. Passed</u>
Literacy	1596
Numeracy	1491
Preparation For Work	1469
Employment Courses	1425
Health & Safety	728
IT/ECDL	517
Education courses	474
Food Preparation & Hygiene	442
Relationships & Counselling	235
Art	233
Sports & Fitness	208
First Aid	188
Skills for Life	188
Drug and Alcohol Awareness	46
Money Courses	45
Other	636
Total	9921

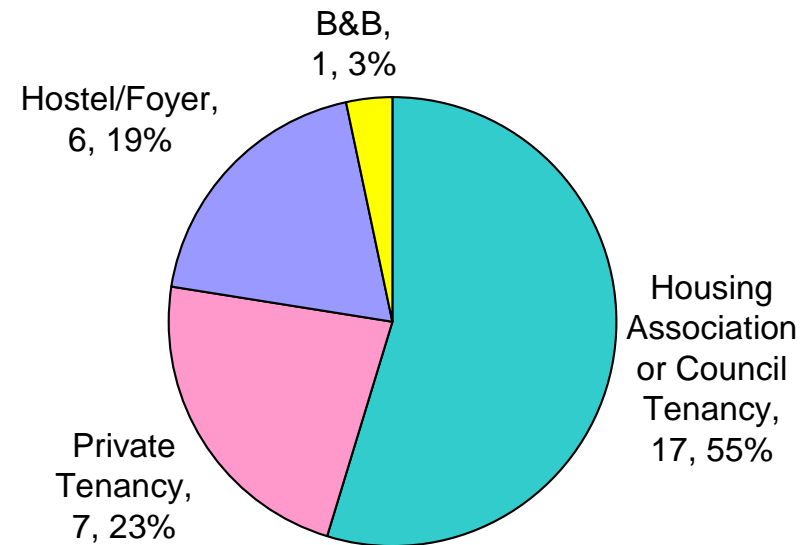
Subjects passed by beneficiaries

- Of the 9921 qualifications gained by PS Plus beneficiaries, 3290 were of NVQ standard.
- Beneficiaries successfully completed courses in a wide range of subjects, from educational courses to drug and alcohol awareness courses. 3087 adult literacy and numeracy courses and 517 IT/computing courses were passed.

Soft Outcomes: Assistance with Housing

<u>Housing Outcomes</u>	<u>Prison</u>	<u>Probation</u>	<u>Total Outcomes</u>
Accommodation Secured	8	24	32
Housing Advice or Homeless Interview Secured	340	179	519
Rent Arrears Addressed	7	74	81
Temporary Accommodation	2	46	48

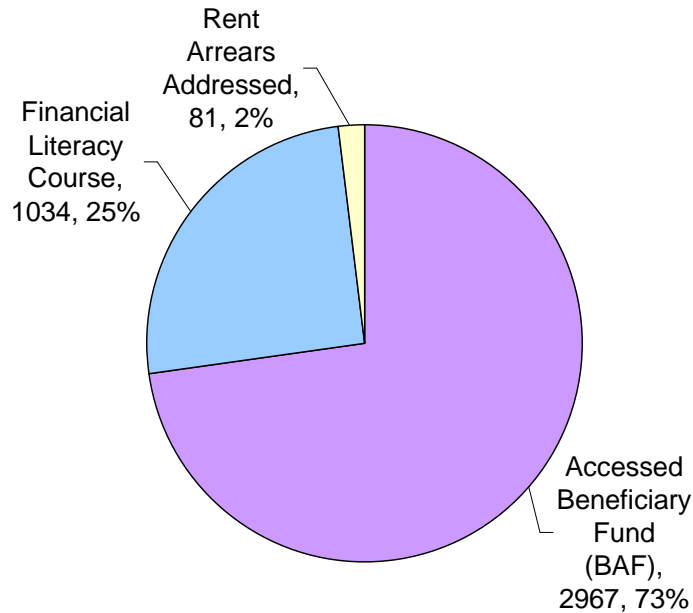
Housing outcomes gained on PS Plus 3



Breakdown of accommodation gained (where known)

- In total, 32 beneficiaries had permanent accommodation secured through PS Plus intervention, with 48 beneficiaries having temporary accommodation secured. 55% of accommodation gained (where known) was Housing Association or Council tenancy.
- 519 beneficiaries attended homeless interviews or received housing information & advice.
- The rent arrears of 81 beneficiaries were addressed by the PS Plus project.

Soft Outcomes: Assistance with Finances



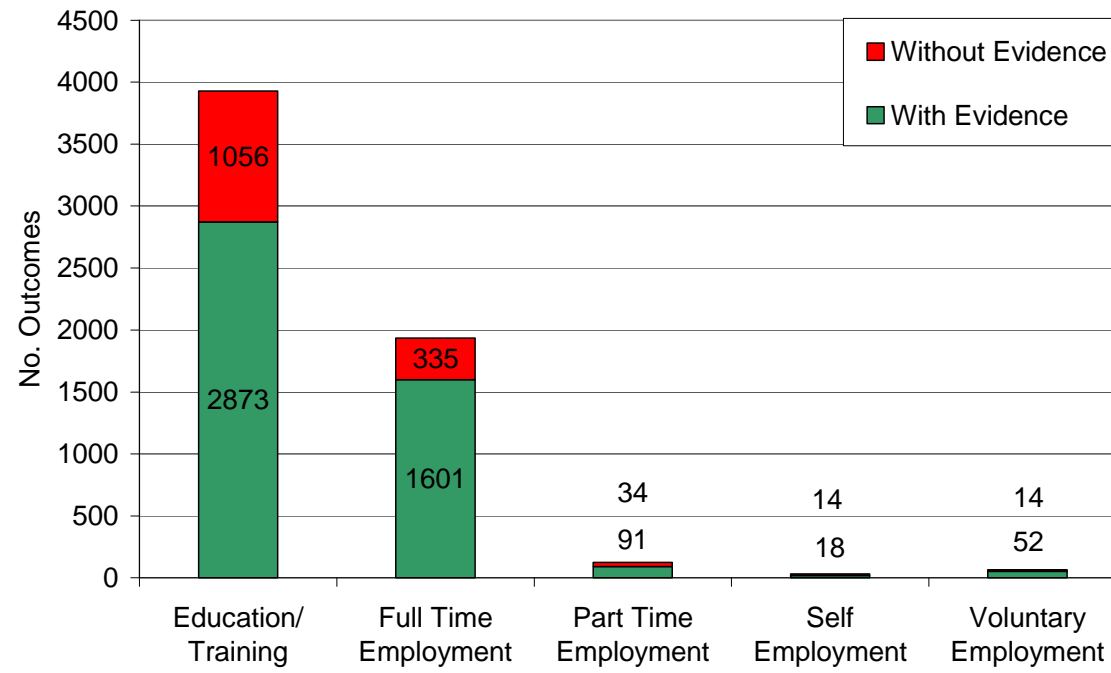
Soft Outcomes: Finance

<u>Area BAF Spent On</u>	<u>No. Bens</u>
Education/Training	2668
CSCS/Health & Safety	1285
Driving, FLT etc	448
Construction, Plumbing, Tiling etc	229
Sport & Fitness	92
Cooking, Food Preparation & Hygiene	63
Self Employment	58
IT & EC DL	41
Business, Accounting, Finance etc	16
Other	436
Tools & Equipment	180
Travel	34
Other	85

Beneficiary Access Fund – a breakdown

- 2967 beneficiaries were helped by the Beneficiary Access Fund (BAF), of which 2668 (90%) had educational or training courses paid for. 180 beneficiaries received financial aid to procure tools and equipment for work, and 34 beneficiaries had their travel costs reimbursed.
- 1034 beneficiaries attended a financial literacy course, and 81 beneficiaries had their rent arrears addressed.

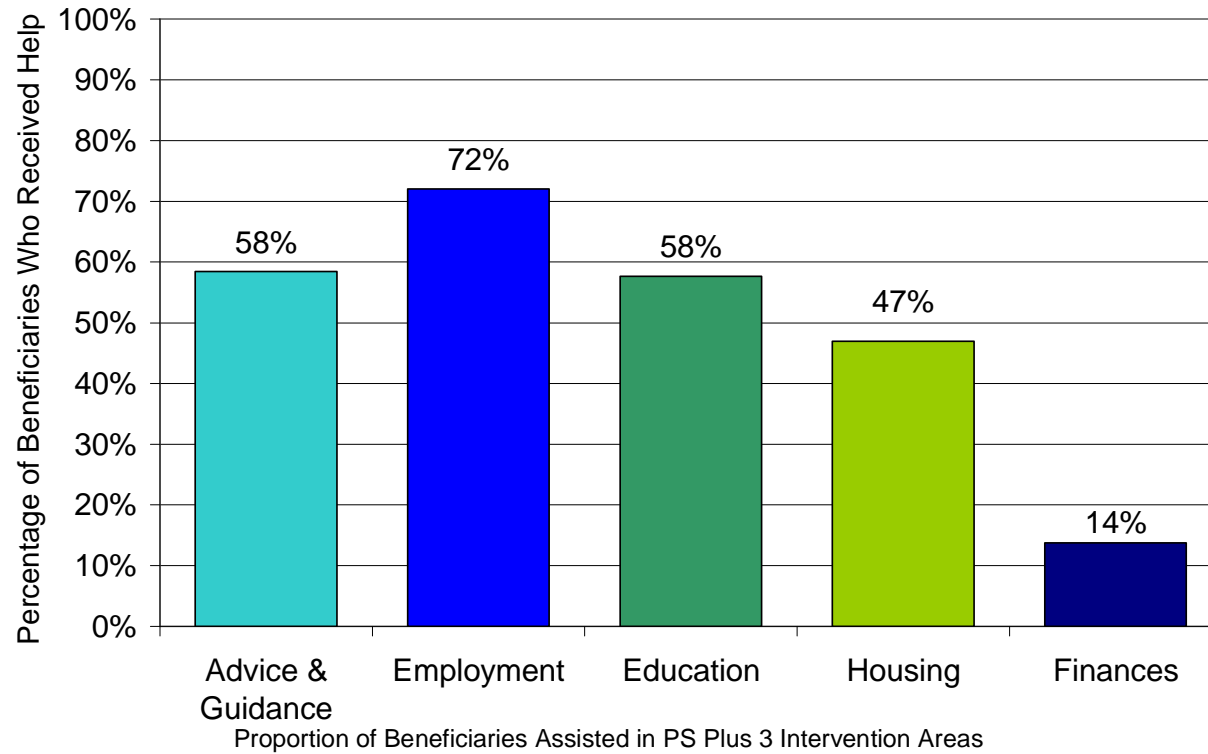
Hard ETE Outcomes



ESF Hard ETE outcomes achieved by beneficiaries on PS Plus 3

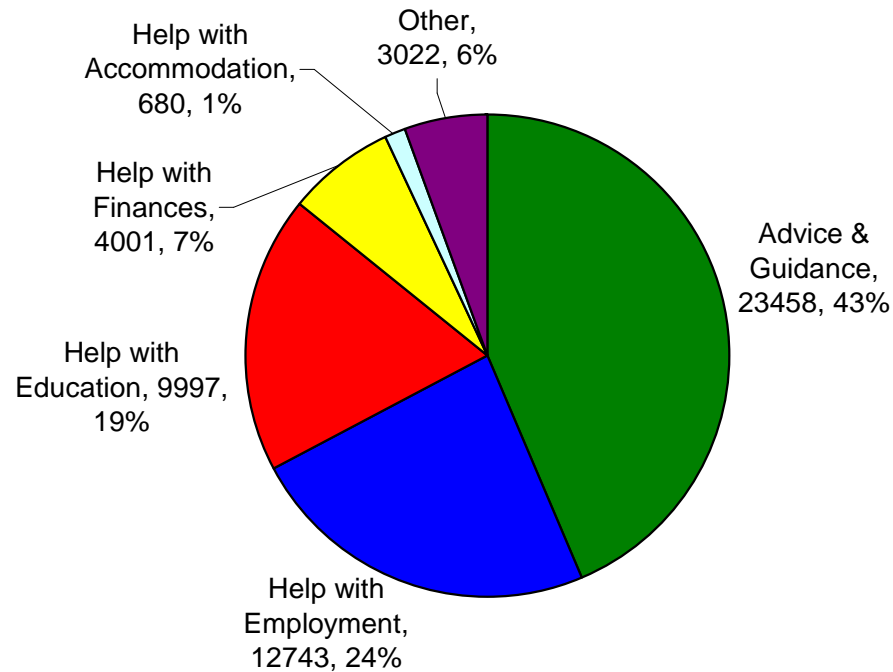
- 6191 hard outcomes were recorded by PS Plus prisons.
- 4635 hard outcomes had sufficient evidence for ESF auditing purposes. In addition, 68 supplementary hard outcomes were evidenced.
- Beneficiaries achieved a total of 2873 education/training outcomes and 1762 employment outcomes.

All Outcomes: Summary



- 72% (20,810) of beneficiaries worked with on PS Plus 3 received help towards improving employability (including securing employment).
- 47% received help with housing issues.

All Outcomes: Summary



Summary of All Outcomes Gained on PS Plus 3

- In total, 53,901 outcomes were achieved by beneficiaries worked with in PS Plus 3 prisons.
- 24% (12,743) of these outcomes have helped improve beneficiaries' employability, from writing CVs to gaining full-time employment.
- 4001 finance outcomes and 680 housing outcomes were gained by beneficiaries on PS Plus 3.